



BBQ Beef Ragu Rigatoni

with fresh chilli and sprinkled cheese

20 – 25 mins • *Optional spice*

27



Irish Beef Mince



Dried Rigatoni



Bell Pepper



Onion



Garlic



Grated Cheese



Chilli



Worcester Sauce



Passata



BBQ Sauce



Stock

Pantry Items: Water, Oil, Salt, Pepper



Rate your recipe!

Before you start

Our fruit, veg and herbs need a wash before you use them! We recommend reading the recipe in full before beginning to cook.

Wash hands before and after handling ingredients. Wash fruit and veg, but not meat. Use different utensils for raw and ready-to-eat foods or wash these in between uses.

Cooking tools you will need

Colander, grater

Ingredients

	2P	4P
Irish Beef Mince	240 g	480 g
Dried Rigatoni	180 g	360 g
Bell Pepper	1 unit	2 units
Onion	1 unit	2 units
Garlic	1 unit	2 units
Grated Cheese	50 g	100 g
Chilli	1 unit	2 units
Worcester Sauce	1 sachet	2 sachets
Passata	1 pack	2 packs
BBQ Sauce	2 sachets	4 sachets
Stock	1 sachet	2 sachets

Nutrition

for uncooked ingredient	Per 100g
Energy (kJ/kcal)	697.1 kJ/ 166.6 kcal
Fat (g)	5.8 g
Sat. Fat (g)	2.8 g
Carbohydrate (g)	18.7 g
Sugars (g)	4.6 g
Protein (g)	8.9 g
Salt (g)	0.5 g

See site or app for detailed nutritional info.


Allergens

For allergen information please refer to the website or individual ingredient labels.

Contact

Share your creations with
#HelloFreshIreland

Any questions? Contact our customer care team at [hellofresh.ie/about/faq](https://www.hellofresh.ie/about/faq)


 You can recycle me!



Cook the Pasta

- Boil a pot of **salted water** for the **rigatoni**.
- When boiling, add the **rigatoni** and cook until softened, 10-12 mins.
- Once cooked, drain in a colander and pop back in the pot, off the heat.
- Drizzle with **oil** and stir through to prevent sticking.

TIP: *If you're in a hurry you can boil the water in your kettle.*



Prep the Veg

- Meanwhile, halve the **pepper** and discard the core and seeds. Chop into 1cm chunks (or as small as you can get it).
- Halve, peel and chop the **onion** into small pieces.
- Peel and grate the **garlic** (or use a garlic press).
- Halve the **chilli** lengthways, deseed then finely chop.



Make the Mince


- Place a pan over high heat with a drizzle of **oil**.
- When hot, add the **beef mince, bell pepper** and **onion**.
- Cook until the **beef** is browned, breaking it up with a spoon as it cooks, 5-6 mins.
- When browned, add the **garlic** and **Worcester sauce**.
- Cook until fragrant, stirring frequently, 1 min. **IMPORTANT:** Wash hands and equipment after handling raw meat. Mince is cooked when no longer pink in the middle.



Start the Sauce


- Once fragrant, add the **passata, stock** and 100ml **water** (per 2P).
- Bring to the boil then reduce to a simmer.
- Cook until thickened, 8-10 mins.

TIP: *Loosen the sauce with a splash of water if you feel it's too thick.*



Add the Rigatoni

- Once the ragu has reduced, season to taste with **salt** and **pepper**.
- Add the drained **rigatoni** to the pan.
- Stir through the **BBQ sauce**.
- Mix well to combine and remove the pan from the heat.



Finish and Serve

- Share the BBQ **beef pasta** between bowls.
- Top with a scattering of **cheese**.
- Finish with a sprinkling of chopped **chilli** (use less if you don't like spice).

Enjoy !