



# Soy and Scallion Pork Noodles

with pak choi and coriander

20-25 mins • *Optional spice*

2



Pork Mince



Udon Noodles



Garlic



Scallion



Soy Sauce



Onion



Chilli



Pak Choi



Ketjap Manis



Coriander

Pantry Items: Water, Salt, Oil, Pepper



Rate your recipe!

## Before you start

Our fruit, veg and herbs need a wash before you use them!

We recommend reading the recipe in full before beginning to cook.

## Cooking tools you will need

Grater

## Ingredients

	2P	4P
Pork Mince	250 g	500 g
Udon Noodles	300 g	600 g
Garlic	2 units	4 units
Scallion	2 units	4 units
Soy Sauce	1 sachet	2 sachets
Onion	1 unit	2 units
Chilli	1 unit	2 units
Pak Choi	1 unit	2 units
Ketjap Manis	2 sachets	4 sachets
Coriander	5 g	10 g

## Nutrition

	Per serving	Per 100g
<b>for uncooked ingredients</b>	<b>445 g</b>	<b>100 g</b>
Energy (kJ/kcal)	2234.3 kJ/ 534 kcal	502.1 kJ/ 120 kcal
Fat (g)	16.2 g	3.6 g
Sat. Fat (g)	5.6 g	1.3 g
Carbohydrate (g)	62.3 g	14 g
Sugars (g)	13.9 g	3.1 g
Protein (g)	34.5 g	7.8 g
Salt (g)	3.4 g	0.8 g

Nutrition for uncooked ingredients based on 2 person recipe, excludes Pantry Items.

## Allergens

For allergen information please refer to the website or individual ingredient labels.

Please check the ingredients you already have at home to ensure that they are safe for your allergen and dietary needs.

Wash your hands before and after handling ingredients. Wash fruit and vegetables, but not meat. Use different chopping boards and utensils for raw and ready-to-eat foods or wash these in between uses.

## Contact

Share your creations with  
#HelloFreshIreland

Any questions? Contact our customer care team at [hellofresh.ie/about/faq](https://www.hellofresh.ie/about/faq)




You can recycle me!



### Prep the Veg

- Halve, peel and thinly slice the **onion**.
- Peel and grate the **garlic** (or use a garlic press).
- Halve the **chilli** lengthways, deseed and finely chop.
- Trim and thinly slice the **scallion**.
- Trim the **pak choi** then chop widthways into small pieces.



### Make the Sauce


- Stir in the **ketjap manis** and **soy sauce** and allow to warm through.
- Season to taste with **salt** and **pepper**.
- Roughly chop the **coriander** (stalks and all).

**TIP:** Add a splash of water if you feel the sauce is too thick.




### Cook the Pork

- Place a large pan over high heat with a drizzle of **oil**.
- Once hot, fry the **pork mince** until browned, 5-6 mins. Break it up with a spoon as it cooks. **IMPORTANT:** Wash hands and equipment after handling raw meat. Pork is cooked when no longer pink in the middle.
- When the **pork** is cooked, add the **onion, garlic, scallion** and **chilli** (use less if you don't like spice).
- Cook until the veg is softened, 2-3 mins.




### Coat the Noodles

- Carefully separate the **noodles** by hand and add them to the pan.
- Gently toss to coat in the sauce and warm through, 1-2 mins.



### Soften the Pak Choi

- Add the **pak choi** to the pan.
- Stir-fry until just softened, 3-4 mins.



### Serve and Enjoy

- Share the **noodles** between bowls.
- Garnish with the chopped **coriander**.

**Enjoy!**