

# Bacon and Caramelised Onion Cheeseburger

with truffled wedges and baby gem salad

Street Food 40-45 mins • Eat me first

17



Brioche Buns



Beef Mince



Bacon



Potatoes



Onion



Dried Thyme



Cherry Tomatoes



Salad Leaves



Red Wine Vinegar



Breadcrumbs



Truffle Oil



Grated Cheese

Pantry Items: Oil, Sugar, Salt, Pepper, Water



Rate your recipe!



## Before you start

Our fruit, veg and herbs need a wash before you use them!

We recommend reading the recipe in full before beginning to cook.

## Cooking tools you will need

Baking sheet with baking paper

## Ingredients

	2P	4P
Brioche Buns	2 units	4 units
Beef Mince	250 g	500 g
Bacon	170 g	340 g
Potatoes	3 units	6 units
Onion	1 unit	2 units
Dried Thyme	1 sachet	2 sachets
Cherry Tomatoes	125 g	250 g
Salad Leaves	120 g	240 g
Red Wine Vinegar	2 sachets	4 sachets
Breadcrumbs	1 pack	1 pack
Truffle Oil	1 pack	2 packs
Grated Cheese	50 g	100 g

## Nutrition

	Per serving	Per 100g
for uncooked ingredients	803 g	100 g
Energy (kJ/kcal)	5076 kJ/ 1213 kcal	632 kJ/ 151 kcal
Fat (g)	60.1 g	7.5 g
Sat. Fat (g)	23.5 g	2.9 g
Carbohydrate (g)	111.5 g	13.7 g
Sugars (g)	14.1 g	1.7 g
Protein (g)	58.7 g	7.2 g
Salt (g)	5.5 g	0.7 g

Nutrition for uncooked ingredients based on 2 person recipe, excludes Pantry Items.

## Allergens

For allergen information please refer to the website or individual ingredient labels.

Please check the ingredients you already have at home to ensure that they are safe for your allergen and dietary needs.

Wash your hands before and after handling ingredients. Wash fruit and vegetables, but not meat. Use different chopping boards and utensils for raw and ready-to-eat foods or wash these in between uses.

## Contact

Share your creations with #HelloFreshIreland

For any questions, contact our customer care team at [hellofresh.ie/about/faq](https://hellofresh.ie/about/faq)




You can recycle me!



## Make the Wedges


- Preheat the oven to 220°C/200°C fan/gas mark 7.
- Chop the **potatoes** into 2cm wide wedges (no need to peel).
- Halve, peel and slice the **onion** as thinly as you can.
- Pop the wedges onto a lined baking tray. Toss with **salt, pepper, thyme** and a drizzle of **oil**. Spread out in a single layer.
- When the oven is hot, roast on the top shelf until golden, 25-35 mins. Turn halfway through.

**TIP:** Use two baking trays if necessary.




## Cook the Bacon

- Meanwhile, place a pan over medium-high heat with a drizzle of **oil**.
- Once hot, lay in the **bacon** and fry until crispy and brown, 3-4 mins on each side. Once cooked, transfer to a plate lined with kitchen paper. **IMPORTANT:** Cook bacon thoroughly.
- Return the pan to medium heat with a drizzle of **oil**.
- Once hot, add the **onion** and fry, stirring occasionally, until softened, 5-6 mins.



## Get Prepped

- Meanwhile, halve the **tomatoes**.
- Trim the **baby gem** and separate the leaves. Reserve 1 leaf per person. Thinly slice the remaining **lettuce** widthways.
- To make your dressing, combine ¼ tsp **sugar** and 2 tbsp **oil** (double both for 4p) in a medium bowl.
- Add **half** the **red wine vinegar** and season with **salt** and **pepper**.
- Just before serving, add the sliced **baby gem** and **tomatoes** to the dressing and toss to coat.



## Caramelize the Onion


- Once softened, add 1 tsp **sugar** (double for 4p) and the remaining **red wine vinegar** to the **onion**.
- Reduce the heat and cook until soft and sticky, 2-3 mins. Remove from the heat.
- Meanwhile, place the **cheese** on top of the cooked burgers and pop back into the oven until the **cheese** has melted, 2-3 mins. **IMPORTANT:** Burgers are cooked when no longer pink in the middle.
- Pop the **brioche buns** into the oven to warm through at the same time, 2-3 mins.



## Form the Burgers

- To a large bowl, add the **beef, breadcrumbs**, ½ tsp **salt** and 2 tbsp **water** (double both for 4p). Season with **pepper** and mix together by hand.
- Roll into balls then shape into 1cm thick burgers—1 per person. **IMPORTANT:** Wash hands and equipment after handling raw meat.
- When the wedges are halfway cooked, place the burgers on a lined baking tray. Cook on the middle shelf until browned, 12-15 mins.

**TIP:** Burgers may shrink slightly during cooking.



## Assemble Your Burgers

- When everything is ready, spread a layer of caramelised **onion** over each **bun** base.
- Top with the cheesy burgers, **crispy bacon** and reserved **baby gem** leaves.
- Sandwich shut with the **bun** lids.
- Toss the wedges in the **truffle oil**.
- Serve your cheesy **bacon** burgers with wedges and salad alongside.

Enjoy!