



Middle Eastern Beef Stew

with charred courgette, couscous and Greek style cheese

Family Quick Cook 35-40 mins

3



Beef Mince



Chopped Tomato with Onion & Garlic



Courgette



Beef Stock



Couscous



Greek Style Cheese



Paprika



Ground Cumin



Middle Eastern Style Spice Mix



Honey



Chives

Pantry Items: Water, Salt, Pepper, Oil, Sugar

Before you start

Our fruit, veg and herbs need a wash before you use them!

We recommend reading the recipe in full before beginning to cook.

Ingredients

	2P	4P
Beef Mince	250 g	500 g
Chopped Tomato with Onion & Garlic	1 pack	2 packs
Courgette	1 unit	2 units
Beef Stock	1 sachet	2 sachets
Couscous	100 g	200 g
Greek Style Cheese	100 g	200 g
Paprika	1 sachet	2 sachets
Ground Cumin	1 sachet	2 sachets
Middle Eastern Style Spice Mix	1 sachet	2 sachets
Honey	1 sachet	2 sachets
Chives	5 g	10 g

Nutrition

	Per serving	Per 100g
for uncooked ingredients	542.5 g	100 g
Energy (kJ/kcal)	3037.6 kJ/ 726 kcal	559.9 kJ/ 133.8 kcal
Fat (g)	34.3 g	6.3 g
Sat. Fat (g)	17.9 g	3.3 g
Carbohydrate (g)	58.6 g	10.8 g
Sugars (g)	17.5 g	3.2 g
Protein (g)	43.9 g	8.1 g
Salt (g)	5.1 g	0.9 g

Nutrition for uncooked ingredients based on 2 person recipe, excludes Pantry Items.

Allergens

For allergen information please refer to the website or individual ingredient labels.

Please check the ingredients you already have at home to ensure that they are safe for your allergen and dietary needs.

Wash your hands before and after handling ingredients. Wash fruit and vegetables, but not meat. Use different chopping boards and utensils for raw and ready-to-eat foods or wash these in between uses.

Contact

Thumbs up or thumbs down?
Head online or use the app to
rate this recipe.




You can recycle me!



Brown the Beef

- Place a large pan over high heat (without oil).
- When the pan is hot, add the **beef mince**.
- Break up the **beef** with a wooden spoon as it browns and cook for 5-6 mins. **IMPORTANT:** Wash hands and equipment after handling raw mince. Mince is cooked when no longer pink in the middle.



Prep the Veg

- Meanwhile, trim the **courgette** then slice into 1cm thick rounds.
- Roughly chop the **chives** (use scissors if you prefer).



Start the Stew


- Once the **beef** has browned, add the **cumin**, **paprika** and **Middle Eastern spice**.
- Stir and cook for 1 min more.
- Pour in the **chopped tomatoes**, **honey** and 150ml **water** (double for 4p).
- Bring to the boil then reduce the heat to medium-low. Season with **salt** and **pepper**.
- Leave the stew to simmer until thickened, 15-20 mins.

TIP: Add a splash more water if you feel it's too dry.




Make the Couscous

- While the stew simmers, boil your kettle (or a pot of **water** if you haven't got one).
- Add the **couscous** to a medium bowl with a drizzle of **oil**. Season with **salt** and **pepper**.
- Pour 200ml boiling **water** (double for 4p) into the bowl along with the **beef stock powder**.
- Stir together, cover and leave to the side for 10 mins or until ready to serve.



Char the Courgette

- Place a separate pan over high heat (without oil).
- Add the **courgette** and cook until charred, 4-5 mins each side.
- Transfer to a bowl, sprinkle with **salt** and **pepper** and set aside.



Season and Serve

- Try the stew and season to taste with **salt**, **pepper** and **sugar** if needed.
- Fluff up the **couscous** with a fork and divide between bowls.
- Spoon over the **beef** stew and top with charred **courgette**.
- Crumble the **Greek style cheese** over everything and finish with a sprinkling of chopped **chives**.

Enjoy!