



Fried Chicken Burger and Cheesy Chips

with crispy bacon and sriracha aioli

Street Food 30–35 mins • Spicy • Eat me first

17



Brioche Buns



Bacon



Chicken Breast



Breadcrumbs



Aioli



Potatoes



Garlic



Sriracha



Grated Cheese

Before you start

Our fruit, veg and herbs need a wash before you use them!

We recommend reading the recipe in full before beginning to cook.

Cooking tools you will need

Baking sheet with baking paper, grater

Ingredients

	2P	4P
Brioche Buns	2 units	4 units
Bacon	170 g	340 g
Chicken Breast	320 g	640 g
Breadcrumbs	1 pack	1 pack
Aioli	1 sachet	2 sachets
Potatoes	3 units	6 units
Garlic	1 unit	2 units
Sriracha	1 sachet	2 sachets
Grated Cheese	50 g	100 g

Nutrition

	Per serving	Per 100g
for uncooked ingredients	677 g	100 g
Energy (kJ/kcal)	4882.7 kJ/ 1167 kcal	721.2 kJ/ 172.4 kcal
Fat (g)	54.6 g	8.1 g
Sat. Fat (g)	16.1 g	2.4 g
Carbohydrate (g)	104.5 g	15.4 g
Sugars (g)	10.2 g	1.5 g
Protein (g)	66.5 g	9.8 g
Salt (g)	6.1 g	0.9 g

Nutrition for uncooked ingredients based on 2 person recipe, excludes Pantry Items.

Allergens

For allergen information please refer to the website or individual ingredient labels.

Please check the ingredients you already have at home to ensure that they are safe for your allergen and dietary needs.

Wash your hands before and after handling ingredients. Wash fruit and vegetables, but not meat. Use different chopping boards and utensils for raw and ready-to-eat foods or wash these in between uses.

Contact

Thumbs up or thumbs down?
Head online or use the app to rate this recipe.




You can recycle me!



Make the Chips


- Preheat the oven to 240°C/220°C fan/gas mark 9.
- Chop **potatoes** lengthways into 1cm slices, then into 1cm chips (peeling optional).
- Place on a lined baking tray. Drizzle with **oil**, season with **salt** and **pepper**. Toss to coat.
- Spread out in a single layer. When oven is hot, cook on the top shelf until golden, 25-30 mins. Turn halfway through.
- When 5 mins cooking time remain, push the chips together and scatter over the **cheese**. Cook until melted.



Time to Fry

- Place a large pan over high heat with enough **oil** to fully coat the bottom.
- Once hot, carefully lay the crumbed **chicken** into the pan and fry until golden brown and cooked through, 10-12 mins.
- Turn every 2-3 mins and adjust heat as necessary.
- Once cooked, transfer the **chicken** to a clean plate lined with kitchen paper. **IMPORTANT:** Chicken is cooked when no longer pink in the middle.


TIP: You want the oil to be hot so the chicken fries properly.



Prep the Chicken

- Lay the **chicken** out on a board. Place a hand on top. **IMPORTANT:** Wash hands and equipment after handling raw chicken and its packaging.
- Carefully slice horizontally from thick end to thin point until there's 2cm left (don't slice all the way through). Open it up like a book.
- Peel and grate the **garlic** (or use a garlic press).

TIP: Notice a stronger smell from your chicken? Don't worry, this is normal due to vacuum packing used to keep it fresh.



Baste the Bacon

- Drain the excess **oil** from the pan and return to medium-high heat.
- Lay in the **bacon** and fry until crispy and brown, 3-4 mins on each side. **IMPORTANT:** Wash hands and equipment after handling raw meat. Cook bacon thoroughly.
- Add a knob of **butter**, ¼ tsp **sugar** (double for 4p) and **garlic** to the pan and allow to melt.
- Baste the **bacon** in the **butter**, then remove from the heat.



Crumb the Chicken

- Mix the **sriracha** in a bowl with the **aioli**.
- Pop the **breadcrumbs** into a (separate) medium bowl and season with **salt** and **pepper**.
- In another medium bowl, mix 1 tbsp **flour** and 50ml **water** (double both for 4p). Season with **salt** and **pepper**. Mix until combined.
- Dip the **chicken** into the **flour**, then the **breadcrumbs**, ensuring it's coated.
- Once coated, transfer to a plate. **IMPORTANT:** Wash hands and equipment after handling raw chicken and its packaging.



Finish and Serve

- When everything is almost ready, pop the burger **buns** into the oven to warm through, 2-3 mins.
- Once warmed, spread a spoonful of spicy **sriracha aioli** onto each **bun** base.
- Top with the **chicken** and **bacon**.
- Spoon some melted **garlic butter** from the pan over the cut side of the **bun** lids before sandwiching shut.
- Divide the cheesy chips between plates.

Enjoy!